



Securing Your Home Network Devices


Who keeps your home network safe?
You do, of course!




Change the network router name, also known as the Service Set Identifier (SSID).



Set strong and unique passwords for all devices, including on your network router.




Turn on the router's firewall.




Cover cameras and turn-off microphones that are not in use.



Set up a MAC (Media Access Control) address filter. This allows you to pre-approve the devices that can access your network.



Enable the highest level of encryption for your network. Wi-Fi Protected Access 2 (WPA2) is recommended.



Factory reset devices before donating or recycling.



Install software and firmware updates.



Disable unnecessary features and services (e.g., remote management). Switch off devices when not in use.



If you suspect that the device is infected, unplug it from the network immediately and shut down.